

Queensland State Budget 2011–12

At a glance

- Abolishing Community Ambulance Cover levy to assist with cost of living
- \$10,000 construction and new home grant available to all Queenslanders
- A \$6.8 billion rebuilding task resulting from Severe Tropical Cyclone Yasi and flooding
- Reform program resulting in lower State debt than forecast

Fair

- Up to 3,000 households accessing new affordable private rental dwellings through the National Rental Affordability Scheme
- 140 new and replacement ambulance vehicles and 49 fire appliances
- Increased electricity rebate for seniors and pensioners
- \$35.8 million of community recovery programs to help cyclone and flood-affected communities
- \$7.4 million per annum to expand support for young people with a disability leaving school or the child protection system
- Construct four new ambulance stations in Coomera, Ningi, North Lakes and Pinjarra Hills
- \$9.6 million over three years and \$4.1 million per annum from 2014-15 to introduce global positioning system technology to monitor the movement of sexual offenders on continuing supervision orders

Strong

- \$15 billion capital works program to support 93,000 jobs
- \$900 million under the Natural Disaster Relief and Recovery Arrangement (NDRRA) to repair damaged transport infrastructure
- \$85.8 million major events strategy to support the Queensland tourism industry
- \$100 million over 3 years in new Smart State initiatives

Green

- \$60 million over three years to extend the ClimateSmart Home Service to December 2012
- \$75 million to support investment in solar powered energy generation
- \$10.5 million over four years to employ additional Queensland Parks and Wildlife Service rangers and to help manage the National Park Estate

Smart

- Implement the suite of Flying Start initiatives, including planning for the transition of Year 7 to secondary school in 2015
- Build 85 new kindergartens by 2014
- Build three new schools
- Up to 300 additional teachers and teacher aides
- \$26.2 million to improve literacy and numeracy and \$18.6 million for science teaching
- \$80.6 million for training infrastructure at TAFE campuses across Queensland
- \$50 million to address maintenance priorities in State schools

Healthy

- Recruit 126 community mental health staff to support the areas affected by the recent natural disasters
- Record \$1.82 billion capital program to continue redeveloping and building new hospitals and health facilities
- Increase the number of available beds by 1,700 at 19 facilities across Queensland over five years
- \$97.7 million over five years to develop and construct health infrastructure in Nambour, Bundaberg, Rockhampton, Toowoomba, Hervey Bay, Maryborough, Townsville and Cairns
- Deliver more than 950,000 acute episodes of care

Queensland Building Boost Grant

To help the housing construction sector recover, the Government will provide a \$10,000 grant towards the construction or purchase of a new home for six months starting 1 August 2011. Available for properties valued up to \$600,000, the grant will be for everyone including first homebuyers, other homebuyers and investors.

Helping out Queenslanders

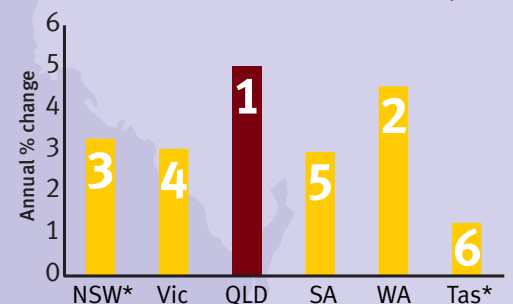
To reduce cost of living pressures on Queensland households and businesses, the Government will abolish the Community Ambulance Cover levy from 1 July 2011. This represents around \$113 in savings in 2011-12 to each of the 1.4 million electricity accountholders that would otherwise be liable for the levy.

The Government is also increasing the Pensioner Rate Subsidy Scheme by up to \$20 to a maximum of \$200 to lessen the impact of local government rates and charges on pensioners, assisting them to continue living in their own homes.

All up the Government is providing \$1.385 billion in concessions to improve the access and affordability of services for individuals and families with eligibility based on factors such as age, income, special needs or disadvantage.

To find out what concessions you are entitled to visit the Every Dollar Counts website:
www.communityservices.qld.gov.au/community/concessions

2011-12 economic growth by state

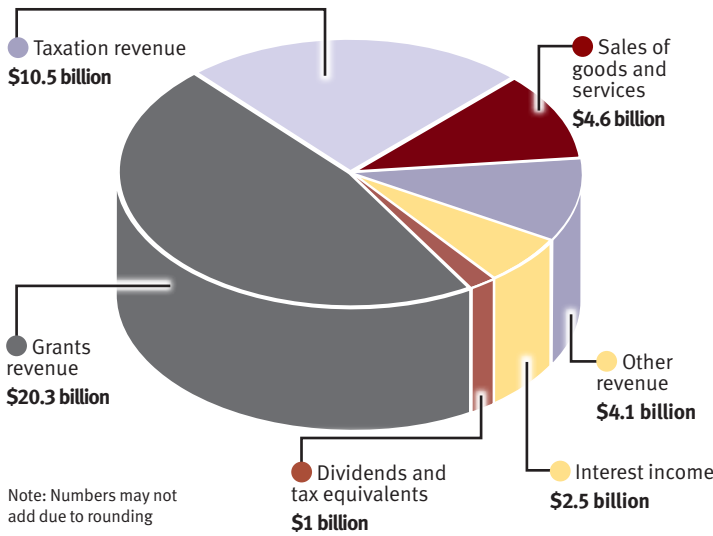


www.budget.qld.gov.au

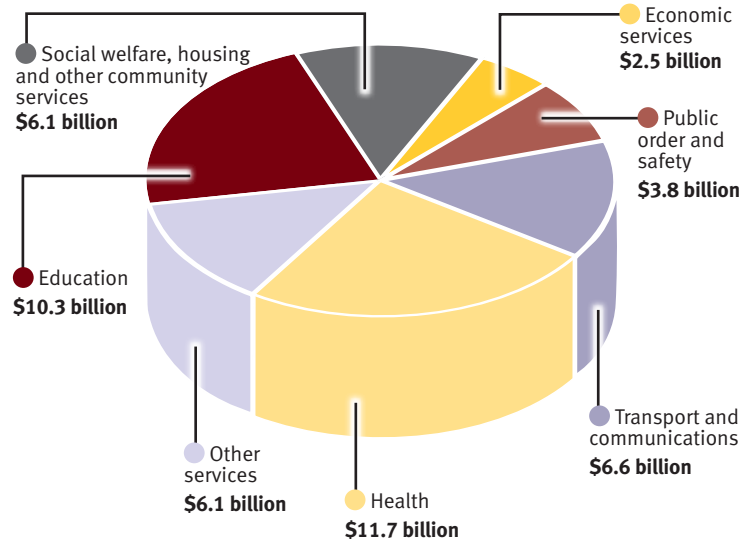


Queensland
Government

How is the money raised?

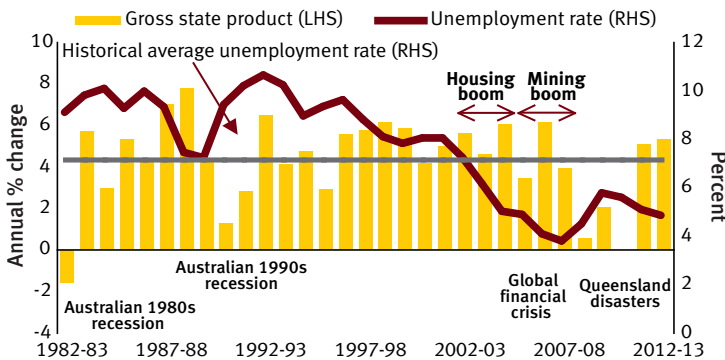


How is the money spent?

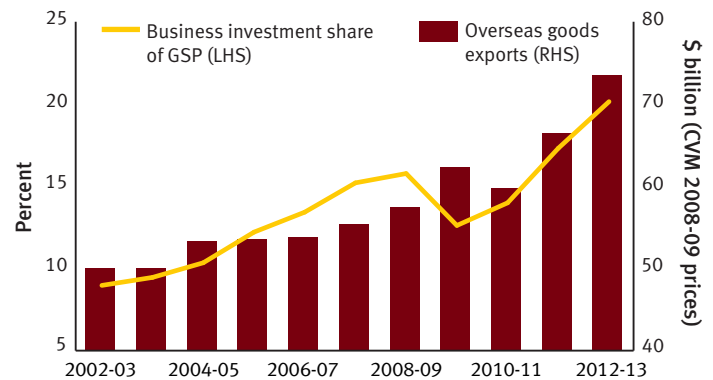


Unemployment rate continuing to fall, growth rebounding resulting from...

Growth in gross state product, unemployment rate

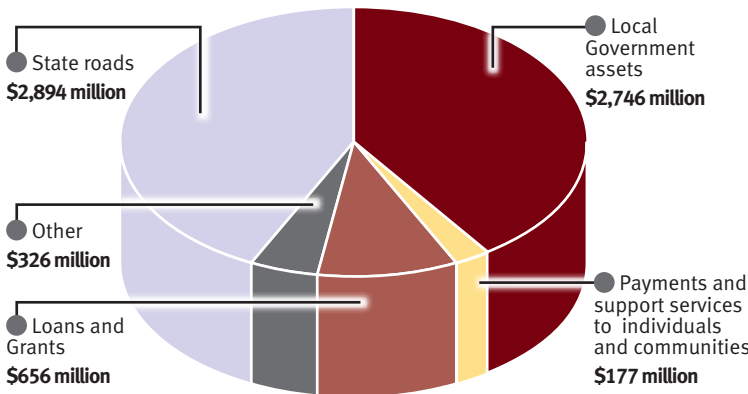


...strong export growth and rising business investment

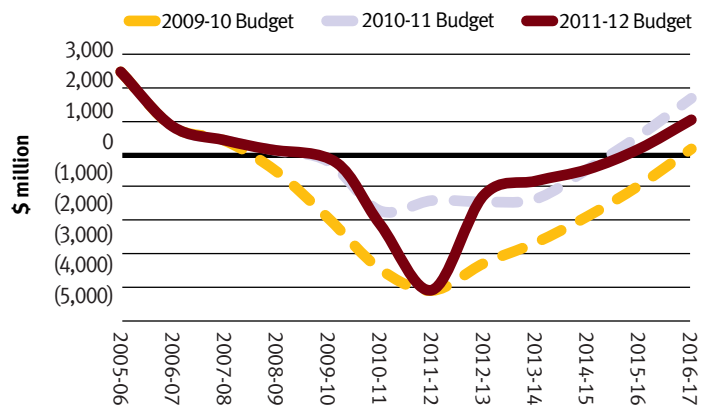


2010-11 natural disasters to cost \$6.8 billion...

Estimated total NDRRA expenditure



...however 2015-16 surplus still on track



General Government sector – key financial aggregates

	2009-10 Actual \$ million	2010-11 Est. Act. \$ million	2011-12 Budget \$ million	2012-13 Projection \$ million	2013-14 Projection \$ million	2014-15 Projection \$ million
Revenue	39,729	41,183	43,007	46,506	47,004	48,817
Expenses	39,785	43,310	47,065	47,799	47,877	49,346
Net operating balance	(56)	(2,127)	(4,058)	(1,293)	(873)	(529)
Net worth	175,655	177,966	177,023	179,246	182,148	185,927

Economic forecasts/projections*

	Outcome	Est. Act.	Forecasts		Projections	
	2009-10	2010-11	2011-12	2012-13	2013-14	2014-15
Gross state product	2.1	0	5	5¼	4	4
Employment	0.9	2½	3	3¼	2¾	2¾
Unemployment rate	5.7	5½	5	4¾	5	5
Inflation	2.7	3¼	3	3¼	2¾	2¾
Population	2.3	1¾	1¾	2	2¼	2¼

* All measures are expressed as annual % change, except the unemployment rate.